

## Ultracold collisions of the lithium monoxide radical

Lucie D. Augustovičová<sup>1</sup> and John L. Bohn<sup>2</sup>

<sup>1</sup>*Charles University, Faculty of Mathematics and Physics, Department of Chemical Physics and Optics, Ke Karlovu 3, CZ-12116 Prague 2, Czech Republic*

<sup>2</sup>*JILA, NIST, and Department of Physics, University of Colorado, Boulder, Colorado 80309-0440, USA*



(Received 19 May 2020; accepted 24 August 2020; published 9 September 2020)

Ultracold collisions of LiO molecules in the  $^2\Pi_{3/2}$  ground state are considered, under the influence of either an external magnetic or electric field. Inelastic collisions are shown to be suppressed in the presence of modest laboratory-strength magnetic and electric fields. The rate of elastic collisions that rethermalize the thermal distribution and the corresponding low rate of heating state-changing collisions suggest that quantum degeneracy or even molecular Bose-Einstein condensation of LiO gas may be attainable, provided that the initial temperatures in the millikelvin range are achievable.

DOI: [10.1103/PhysRevA.102.033314](https://doi.org/10.1103/PhysRevA.102.033314)

### I. INTRODUCTION

Among many successful methods for producing ultracold molecular gases [1] magnetic trapping is making rapid progress. Advances in Zeeman deceleration [2–6] have led to trapped samples that are dense enough for molecular collisions to be observed [7,8]. This work leads to exciting possibilities like magnetically controlling chemical reactivity of paramagnetic species [9–12] or creating quantum degenerate molecular samples by evaporative cooling.

The experiment in Ref. [7] successfully measured the ratio of elastic- to inelastic-scattering rates for a sample of oxygen molecules, at a temperature of  $\approx 800$  mK. The observed ratio,  $\gamma = K_{\text{elastic}}/K_{\text{inelastic}} \approx 4\text{--}8$ , proves too small by at least an order of magnitude to successfully carry off evaporative cooling, as was anticipated in earlier theoretical studies [9,13,14]. For efficient evaporative cooling, the required value of  $\gamma$  is expected to be  $\approx 100$  or greater [15]. Such a ratio has been sought in various paramagnetic species with varying degrees of success.

In anticipation that the variety of magnetically trapped and colliding species will continue to expand, we make here an initial investigation into the collisional behavior of the paramagnetic species LiO, which possesses a  $^2\Pi_{3/2}$  electronic ground state. This molecule also has hyperfine structure due to the nuclear spin of Li, whereby the stretched state has magnetic quantum numbers  $|FM_F\rangle = |33\rangle$ . This state is subject to two-body collisions that can transfer the molecules to lower-energy Zeeman states, or else change their parity, thus releasing energy and leading to trap loss and heating. These are the processes that contribute to the loss rate  $K_{\text{inelastic}}$ . Fortunately, the molecules are not chemically reactive at ultralow temperature, as the reaction  $2\text{LiO} \rightarrow \text{Li}_2 + \text{O}_2$  is endothermic by 9260 K. Thus the fine-structure state-changing collisions are the only loss to worry about.

Within a model of ultracold scattering in which the relevant losses are driven primarily by the long-range electric

dipole-dipole interaction between molecules, we estimate  $K_{\text{inelastic}}$  and  $K_{\text{elastic}}$  for this radical. It should be emphasized that this model incorporates direct transitions to untrapped states within the manifold of rotational ground states of the molecules and disregards the possible influence of a Fano-Feshbach resonance to excited rovibrational states. It thus represents a resonance-free background estimate of the collision rates. Within this model, over a range of modest magnetic field,  $K_{\text{inelastic}}$  appears to be a decreasing function of field, whereby inelastic scattering can be suppressed [16,17]. Moreover, the relatively large dipole moment of LiO emphasizes the elastic-scattering rate. As a result, the ratio  $\gamma$  can exceed 100 up to temperatures of hundreds of microkelvin, putting evaporative cooling potentially in reach of the new technology.

### II. MODEL

The basic model for ultracold collisions of  $^2\Pi$  molecules, with interactions driven by dipole-dipole forces, has been developed elsewhere [16–18]. Here we summarize the salient parts. The two-body Hamiltonian is

$$H = T + V_{\text{disp}} + V_{\text{d}} + H_1 + H_2, \quad (1)$$

where  $T$  is the kinetic energy,  $V_{\text{disp}}$  is a long-range dispersion interaction,  $V_{\text{dd}}$  is the dipole-dipole interaction between the molecules. The Hamiltonians of the separated molecules are given by

$$H_i = H_{\text{rot},i} + H_{\text{so},i} + H_{\Lambda,i} + H_{\text{hf},i} + H_{\text{Z},i} + H_{\text{S},i}, \quad (2)$$

whose terms describe, respectively, the rotation, spin-orbit, Lambda-doubling, hyperfine, Zeeman, and Stark interactions of molecule  $i$ .

### A. The zero-field effective Hamiltonian for LiO

The Hamiltonian of each molecule is evaluated in a Hund's case-(a) basis set. Before incorporating the hyperfine interaction, this set has as quantum numbers the total electronic orbital and spin angular-momentum projections  $\Lambda$  and  $\Sigma$  along the molecular axis, with the sum  $\Omega = \Lambda + \Sigma$ ; as well as the total angular momentum  $J$  and its projection  $M$  on the laboratory fixed axis. For the  ${}^2\Pi$  states of LiO, these basis sets are denoted by the shorthand

$$|\Omega\rangle|\Omega, J, M\rangle = |\Lambda, S, \Sigma; \Omega\rangle|\Omega, J, M\rangle. \quad (3)$$

In zero electric field the energy eigenstates are states of good parity, denoted  $p = e$  or  $f$ , and given for the ground state by the linear combinations

$$\begin{aligned} & |{}^2\Pi_{|\Omega|}(e/f); JM\rangle \\ &= \frac{1}{\sqrt{2}}(|\Omega\rangle|\Omega, J, M\rangle \mp |-\Omega\rangle|-\Omega, J, M\rangle). \end{aligned} \quad (4)$$

In the  $J = 3/2$  ground state of interest here, the fine-structure states are given by  ${}^2\Pi_{1/2}$  and  ${}^2\Pi_{3/2}$ , of which  ${}^2\Pi_{3/2}$  is the lower-lying state because the spin-orbit coupling constant for the ground vibrational state is negative, as it is for OH and SH. Relative to this ground state, the first rotational excitation with  $J = 5/2$  is higher in energy by  $\approx 8.7$  K, given the rotational constant  $B = 1.73$  K [19], while the first fine-structure excited state is higher in energy by an energy on the scale of the fine-structure constant  $|A| = 111.94 \text{ cm}^{-1} \sim 160$  K [19]. For the sub-Kelvin collision energies we deal with, we therefore ignore these excited states as being inaccessible final channels and consider  $J = 3/2$ ,  $|\Omega| = 3/2$  to be good quantum numbers. The rotationally excited channels would interfere with the ground-state rotational manifold of channels when the dipole interaction energy  $d/R^3$  becomes comparable to the rotational energy splitting of 8.7 K, which occurs on a length scale  $\approx 64a_0$ . We therefore disregard these channels as further modifying the already unknown short-range interactions. Given the small scale of the Lambda-doublet splitting,  $\Delta_\Lambda = 5.4 \times 10^{-4}$  K [20], this interaction must be incorporated, at least in low electric fields.

It must be noted that this approximation disregards the possibility of resonant scattering to the (possibly very numerous) Fano-Feshbach resonances that correlate to excited rotational thresholds. Inclusion of these channels would greatly increase the computational burden and is not contemplated here. Therefore, in this sense the results presented represent a kind of background scattering, setting a baseline for those transitions that occur directly without entering the resonant state. Within this background approximation, we are able to assess the influence of the fine structure and applied electric and magnetic fields on the direct-scattering processes, as driven by long-range dipolar interactions between the molecules.

Each component of the doublet (4) is further split by magnetic hyperfine structure, due to  ${}^7\text{Li}$  nuclear spin  $I = 3/2$  (the spin of the  ${}^{16}\text{O}$  nucleus is 0), into hyperfine components characterized by the total angular momentum  $\vec{F} = \vec{J} + \vec{I}$ . The nuclear-spin states are described by coupled basis functions

$|F, M_F\rangle$ , defined in the usual way,

$$\begin{aligned} & |\eta, F, M_F; p\rangle \\ &= \sum_{M, M_I} |{}^2\Pi_{|\Omega|}(e/f); JM\rangle|I, M_I\rangle\langle J, M, I, M_I|F, M_F\rangle, \end{aligned} \quad (5)$$

with  $\eta$  denoting the other quantum numbers not given explicitly. The hyperfine Hamiltonian is diagonal in this basis. For the  ${}^2\Pi_{3/2}$  state,  $J = 3/2$  rotational level the corresponding energies are adopted from Refs. [19,20].

### B. Zeeman and Stark interactions

The Zeeman effect arises from interaction between magnetic dipoles and an external magnetic field. For each LiO molecule the main terms are given by [21]

$$H_Z = -\mu_B(g_L\vec{L} \cdot \vec{B} + g_S\vec{S} \cdot \vec{B}), \quad (6)$$

where  $\mu_B$  is the Bohr magneton, and  $g_L = 1$ ,  $g_S = 2.002319$  [22] are the corresponding  $g$  factors for individual type of angular momentum. Additional  $g$  factors due to rotational Zeeman effect, the electronic spin anisotropic Zeeman effect, the nuclear-spin Zeeman effect, and parity-dependent contributions for a  $\Pi$  state are typically three orders of magnitude weaker and are neglected here. The  $\vec{B}$  vector is assumed to be aligned along the laboratory  $Z$  axis that defines the quantization of  $M_F$ . Matrix elements of this Hamiltonian in our basis are given in Ref. [16]. Significantly, the Zeeman Hamiltonian is diagonal in the parity quantum number  $p$ .

The Stark Hamiltonian for the molecular-dipole–electric-field interaction is given by

$$H_S = -\vec{d} \cdot \vec{\mathcal{E}}, \quad (7)$$

where  $\vec{\mathcal{E}}$  is the electric field, which defines the space-fixed  $Z$  axis in the absence of a magnetic field; and  $d = 6.84$  D is the electric-dipole moment. Matrix elements of this Hamiltonian are also derived elsewhere [16–18]. This interaction preserves the parity of the molecules for fields below a characteristic value  $\mathcal{E}_0 = 5\Delta_\Lambda/6d \approx 2.7$  V/cm for  $|M| = 3/2$ , while at higher fields the parity states mix, until the signed values of  $\Omega$  become good quantum numbers at large electric fields.

The Zeeman and Stark energies for the  $J = 3/2$  ground state are shown in Figs. 1 and 2, respectively. In either case, when the field is zero, the states are appropriately labeled by the total spin  $F$  (not all values of  $F$  are shown explicitly, to simplify the diagram).

In magnetic fields above  $B \approx 10$  gauss (Fig. 1) the rotational angular momentum  $M$  decouples from the nuclear spin, whereby  $M$  is a good quantum number for describing states. Also in this instance of zero electric field, the parity label  $e$  or  $f$  remains a good quantum number. Within this classification, the additional states would be identified by the value of  $M_I$  (not shown).

In electric fields above  $\mathcal{E} \approx 5$  V/cm, the molecules also decouple from nuclear spins and overcome the Lambda-doublet interaction. In this case reasonable quantum numbers are the signed values of  $M$  and  $\Omega$ , as shown.

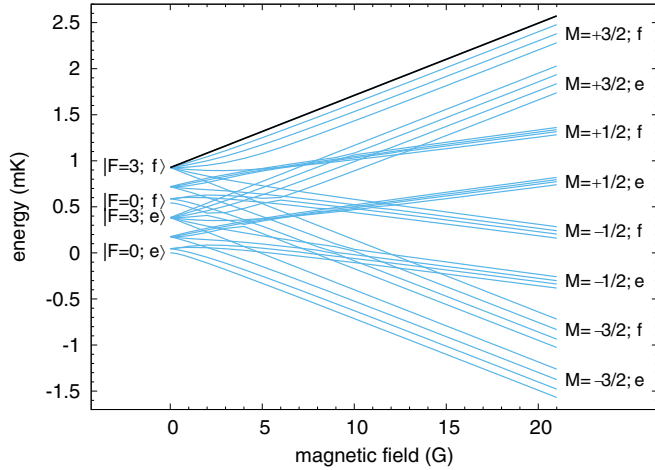


FIG. 1. Zeeman energies of the hyperfine and  $\Lambda$ -doublet levels for  $J = 3/2$  of the  $^2\Pi_{3/2}$  state of the LiO molecule at zero electric field. At low fields, states are indexed by total spin  $F$  (not all of which are displayed, for clarity), along with the parity. At high fields, states are indexed by the projection of the molecule's rotation,  $M$ , and the parity. The hyperfine state of interest for magnetic trapping,  $|3, 3; f\rangle$ , is highlighted.

### C. Quantum scattering calculation

At ultralow collision energies, the molecular dynamics is dominated by long-range forces. In the case of neutral diatomic molecules that possess an electric-dipole moment, the most relevant interaction between the molecules the dipole-dipole interaction, given by

$$V_d(\vec{R}) = -\frac{\sqrt{30}d^2}{4\pi\epsilon_0R^3} \sum_{q_1, q_2} \begin{pmatrix} 2 & 1 & 1 \\ q & -q_1 & -q_2 \end{pmatrix} \times C_{2-q}(\theta\phi)C_{1q_1}(\hat{n}_1)C_{1q_2}(\hat{n}_2).$$

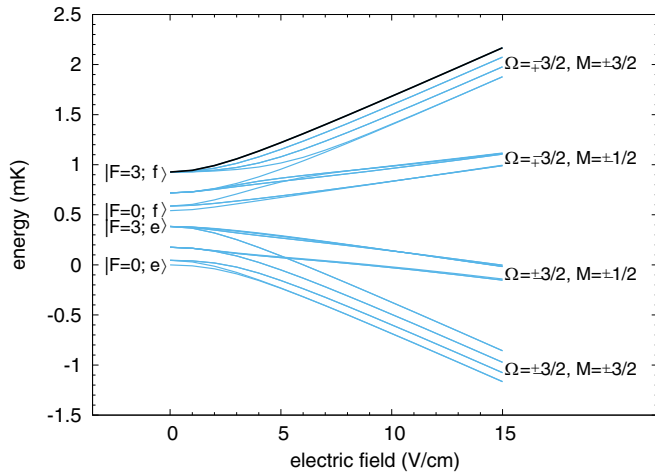


FIG. 2. Stark energies of the hyperfine and  $\Lambda$ -doublet levels for  $J = 3/2$  of the  $^2\Pi_{3/2}$  state of the LiO molecule at zero magnetic field. At low fields, states are indexed by total spin  $F$ , (not all of which are displayed, for clarity), along with the parity. Each line is doubly degenerate for  $|M_F|$ . At high fields, the states are indexed by the projections  $M$  and  $\Omega$  of the rotational angular momentum on the laboratory and molecular axes, respectively. The hyperfine state of our interest  $|3, 3; f\rangle$  is highlighted.

Here the  $C$ 's are reduced spherical harmonics,  $(\theta, \phi)$  are the spherical angles of the vector  $\vec{R}$  joining the centers of mass of the two molecules, and  $\hat{n}_i$  is the orientation of the axis of molecule  $i$ .

In addition, the leading term of the multipolar expansion comes from an attractive dispersion interaction, which we take to be isotropic,

$$V_{\text{disp}} = -\frac{C_6}{R^6}. \quad (8)$$

For a highly polar molecule such as LiO, the dominant contribution to  $C_6$  arises from coupling to higher-lying rotational states. This allows us to estimate the value  $C_6 = 1.99 \times 10^5$  a.u. for  $(\text{LiO})_2$ . Details of the short-range forces are disregarded in the model, which simply declares a hard-wall boundary condition on the wave function at a radius  $R = 30a_0$ . We have estimated the influence of changing this initial hard wall condition at  $R_0$  and have found that a shift by several Bohr radii leaves the resulting cross sections almost unchanged within several percent in the energy and field range discussed below. The model does not require absorbing boundary conditions at this radius, inasmuch as the LiO molecules are not chemically reactive at zero temperature.

The complete basis includes the zero-field states of each molecule, along with the partial-wave state  $|LM_L\rangle$ . This basis is symmetrized with respect to the exchange of bosons, as denoted by the subscript  $S$ . Basis states in general read

$$|n\rangle = P_{12}\{|\eta_1 F_1, M_{F_1}; p_1\rangle|\eta_2 F_2, M_{F_2}; p_2\rangle|LM_L\rangle\}, \quad (9)$$

where  $P_{12}$  denotes the operator that exchanges the identical bosonic molecules. For the case that the initial state consists of bosons in identical internal states, as we consider here, the partial waves are restricted to even values of  $L$ .

Matrix elements of the Hamiltonian in this basis are given explicitly in Refs. [16,18]. Matrix elements of the dipole-dipole interaction have particular parity selection rules. Specifically, in zero electric field a state where both molecules have the same initial parity  $p_1 = p_2 = p$  (as we will assume below) are coupled directly only to those where *both* molecules change parity. Vice versa, in the high-electric-field limit, where  $\Omega$  is a good quantum number, the dipole-dipole interaction preserves the signed value of  $\Omega$  [13].

In the laboratory frame the projection of the total angular momentum  $M_{\text{tot}} = M_{F_1} + M_{F_2} + M_L$  is conserved throughout the collision. Considering the weak-field-seeking molecular states in a magnetic or electric field and a scattering process incident on an  $s$  partial wave, this projection quantum number  $M_{\text{tot}}$  equals six. Calculations of the collision cross section require the inclusion of partial waves up to  $L = 16$  for convergence purposes. The entire basis set allowed by the  $M_{\text{tot}}$  conservation condition can be truncated by applying propensity rules that preferably select channels with a low value of  $M_L$ , as was explored in Ref. [17]. Imposing  $|\Delta M_L| \leq 4$ , the total number of channels is here reduced to 1002.

We perform exact coupled-channels calculations for LiO-LiO scattering, employing the log-derivative propagator method [23]. These calculations are performed on a radial grid with step size  $1.0a_0$  and propagated to matching distance  $R = 15000a_0$ , where the solutions are matched to spherical Bessel functions. Cross sections  $\sigma$  as functions of collision

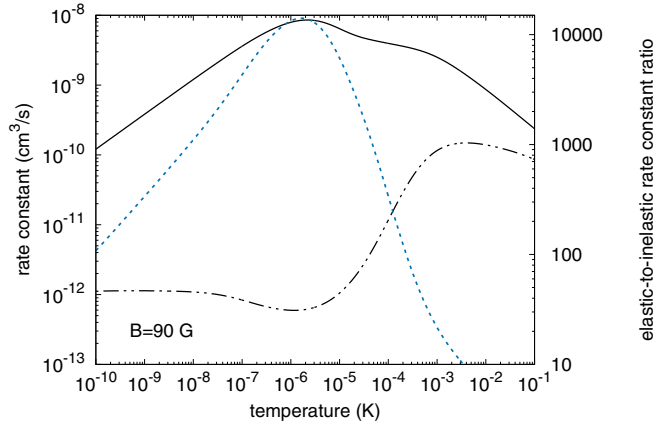


FIG. 3. Rate constants for elastic (solid curve) and inelastic (dash-dotted curve) scattering, along with their ratio (dotted curve, right-hand axis) as a function of temperature at  $B = 90$  G. The collision is initiated in the states  $|3, 3; f\rangle$  of the molecules.

energy are computed from the  $S$ -matrix elements for processes in which both molecules remain unchanged (elastic) or at least one molecule converts its internal state to another (inelastic). The rate constants  $K(T)$  for collisions at a given temperature  $T$  are then derived from the total cross sections by averaging the rate coefficient  $v_i\sigma$  over a Maxwellian velocity distribution of initial velocities  $v_i$ , assuming that the system is found in thermodynamic equilibrium. This is done by computing the cross sections on an energy range of  $5 \times 10^{-12}$  K to 5 K.

### III. RESULTS AND DISCUSSION

Considering the possibility of magnetic traps of ultracold molecules, now approaching the mK regime [7], we are interested in weak-magnetic-field-seeking states, such as the spin-stretched state with  $|F_1 M_{F1}; p_1\rangle |F_2 M_{F2}; p_2\rangle = |33; f\rangle |33; f\rangle$ . For parity  $f$ , this is the state of highest energy in the ground-state manifold and is indicated by the heavy line in the Zeeman diagram of Fig. 1.

Our primary goal is to assess the stability of the ultracold LiO gas against two-body inelastic collisions, while preserving a high elastic collision rate that can guarantee thermal equilibrium of the gas. The figure of merit for calculations is then the elastic and inelastic collisions rates and, more importantly, their ratio  $\gamma = K_{\text{elastic}}/K_{\text{inelastic}}$ . Ideally this ratio is on the order of  $\gamma \approx 100$  or higher for effective evaporative cooling to occur.

A set of collision rates are shown in Fig. 3 at fixed values of electric ( $\mathcal{E} = 0$  V/cm) and magnetic field ( $B = 90$  G). At the lowest temperatures these rates exhibit the usual Wigner threshold laws,  $K_{\text{elastic}} \propto \sqrt{T}$ ,  $K_{\text{inel}} \propto \text{const}$ .

Significantly, the ratio of elastic-to-inelastic collision rates  $\gamma$  remains  $\approx 100$  or higher over a broad temperature range, from 0.3 mK down to 1 pK, even exceeding several thousands near  $\mu\text{K}$  temperatures. The computed rate constants indicate that evaporative cooling may be plausible for this species, provided that the molecules can be initially lowered to mK temperatures. As a much more optimistic conclusion, once

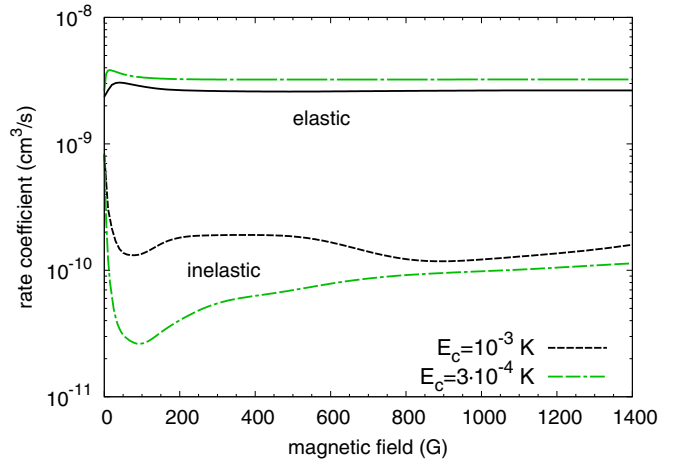


FIG. 4. Rate coefficients for elastic and inelastic scattering as a function of magnetic field for incident channel of  $|3, 3; f\rangle$  molecular state. The collision energy is fixed at the value  $E_c = 1$  mK (black curves, solid for elastic and dashed for inelastic) and  $E_c = 0.3$  mK (green curves, dash-dotted for elastic and dash-dash-dotted for inelastic).

the gas attains  $\mu\text{K}$  temperatures, the two-body inelastic rate is fairly small, meaning that the gas may be collisionally stable.

At collision energies of about mK, the ratio of elastic over inelastic processes not only drops below 100, it also becomes rather sensitive to the applied magnetic field, as shown in Fig. 4. The inelastic rate is seen to drop rapidly for small fields, up to about  $B = 10$  gauss, at which point the Zeeman interaction dominates over the hyperfine structure. At low fields, a number of hyperfine levels are roughly equally likely to be populated after a collision. However, at higher fields we find that the collisions are subject to more restrictive propensity rules. Indeed, for fields above  $\approx 100$  gauss, the dominant loss channels appear to be those where the final parity has changed from  $f$  to  $e$  for both molecules (a consequence of the channel coupling of the dipole-dipole interaction), while the laboratory-frame projection of spin,  $M$ , is unchanged. There is additional, minor, inelastic scattering to channels with  $e$  parity and small changes of  $M$ .

Another feature of the inelastic rate in Fig. 4 is a minimum near  $B = 90$  gauss, which indeed is what prompted us to consider collision rates at this field in Fig. 3. This appears to be not fundamental, but somewhat fortuitous. The dominant loss channels happen to have an interference minimum under the circumstances shown. While such minima can be described in the distorted-wave Born approximation [16], they cannot be predicted without detailed knowledge of short-range phase shifts. Finding such a minimum empirically would of course be useful for minimizing the inelastic rates.

A similar overall behavior occurs when an electric field is applied, irrespective of the application of a small magnetic field (Fig. 5). For very small fields, the inelastic rates rise when  $\mathcal{E} < \mathcal{E}_0$  [13]. Then there is a drop as propensity rules favor a small number of exit channels, those with  $\Omega$  conserved and  $\Delta M \leq 2$ . Figure 5 indicates that small electric field of several hundred V/cm can act to suppress inelastic collisions

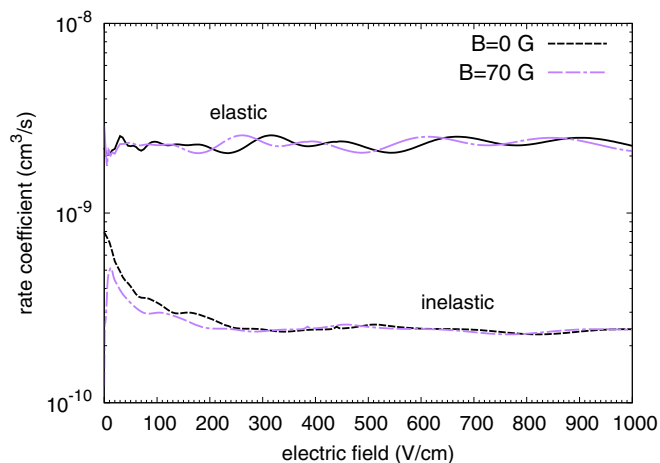


FIG. 5. Rate coefficients for elastic and inelastic scattering as a function of electric field for incident channel  $|3, 3; f\rangle$  molecular state. The collision energy is fixed at the value  $E_c = 1$  mK (black curves, solid for elastic and dashed for inelastic) and  $E_c = 0.3$  mK (purple curves, dash-dotted for elastic and dash-dash-dotted for inelastic).

at  $E_c = 1$  mK, but the suppression does not come particularly close to achieving the desired goal of  $\gamma \approx 100$ .

#### IV. CONCLUSION

In this paper we studied the ultracold collisions of polar LiO molecules in their ground electronic rovibrational state, focusing on the weak-field-seeking state in an external

magnetic or electric field. Relatively weak fields may have a profound influence on the collision dynamics when applied separately. We have shown that this molecular species possess a sudden drop in inelastic collisions at values of the applied magnetic field that are even in the order of tens of G, thus improving the elastic-to-inelastic rates to their favorable ratios, provided that the temperatures of the trapped gas are achievable by laser cooling. The electric field can assist in increasing this ratio of efficiency; however, it does not sufficiently control the suppression of inelastic rates. The rate of elastic collisions that rethermalize the thermal distribution, accompanied by a low rate of heating state-changing collisions, indicate that quantum degeneracy or even molecular Bose-Einstein condensation of LiO gas may be feasible.

The method proposed in the paper seems sufficiently general to be applicable to collisions of other polar molecules in degenerate electronic states. These interpretations of the scattering behavior have, thus far, disregarded the influence of resonant scattering where the radicals are temporarily transferred via collisions into rotationally excited states. These resonances will, of course, enrich the detailed response of scattering to external fields, with the possibility to both enhance and diminish the relevant collision rates. Investigation of these effects remain to be incorporated into future studies.

#### ACKNOWLEDGMENTS

This material is based upon work supported by the National Science Foundation under Grants No. PHY 1734006 and No. PHY 1806971. L.D.A. acknowledges the financial support of the Czech Science Foundation (Grant No. 18-00918S).

- 
- [1] J. L. Bohn, A. M. Rey, and J. Ye, *Science* **357**, 1002 (2017).
  - [2] N. Vanhaecke, U. Meier, M. Andrist, B. H. Meier, and F. Merkt, *Phys. Rev. A* **75**, 031402(R) (2007).
  - [3] E. Narevicius, C. G. Parthey, A. Libson, J. Narevicius, I. Chavez, U. Even, and M. G. Raizen, *New J. Phys.* **9**, 358 (2007).
  - [4] T. Momose, Y. Liu, S. Zhou, P. Djuricanin, and D. Carty, *Phys. Chem. Chem. Phys.* **15**, 1772 (2013).
  - [5] T. Cremers, S. Chefdeville, V. Plomp, N. Janssen, E. Sweers, and S. Y. T. van de Meerakker, *Phys. Rev. A* **98**, 033406 (2018).
  - [6] N. Akerman, M. Karpov, Y. Segev, N. Bibelnik, J. Narevicius, and E. Narevicius, *Phys. Rev. Lett.* **119**, 073204 (2017).
  - [7] Y. Segev, M. Pitzer, M. Karpov, N. Akerman, J. Narevicius, and E. Narevicius, *Nature (London)* **572**, 189 (2019).
  - [8] V. Plomp, Z. Gao, T. Cremers, M. Besemer, and S. Y. T. van de Meerakker, *J. Chem. Phys.* **152**, 091103 (2020).
  - [9] T. V. Tscherbul, Y. V. Suleimanov, V. Aquilanti, and R. V. Krems, *New J. Phys.* **11**, 055021 (2009).
  - [10] R. V. Krems, *Phys. Chem. Chem. Phys.* **10**, 4079 (2008).
  - [11] N. Balakrishnan, *J. Chem. Phys.* **145**, 150901 (2016).
  - [12] T. V. Tscherbul and J. Kłos, *Phys. Rev. Research* **2**, 013117 (2020).
  - [13] A. V. Avdeenkov and J. L. Bohn, *Phys. Rev. A* **64**, 052703 (2001).
  - [14] J. Perez-Rios, J. Campos-Martinez, and M. I. Hernandez, *J. Chem. Phys.* **134**, 124310 (2011).
  - [15] C. R. Monroe, E. A. Cornell, C. A. Sackett, C. J. Myatt, and C. E. Wieman, *Phys. Rev. Lett.* **70**, 414 (1993).
  - [16] C. Ticknor and J. L. Bohn, *Phys. Rev. A* **71**, 022709 (2005).
  - [17] L. D. Augustovičová and J. L. Bohn, *Phys. Rev. A* **97**, 062703 (2018).
  - [18] A. V. Avdeenkov and J. L. Bohn, *Phys. Rev. A* **66**, 052718 (2002).
  - [19] C. Yamada and E. Hirota, *J. Chem. Phys.* **99**, 8489 (1993).
  - [20] S. M. Freund, E. Herbst, R. P. Mariella, and W. Klemperer, *J. Chem. Phys.* **56**, 1467 (1972).
  - [21] J. Brown, M. Kaise, C. Kerr, and D. Milton, *Mol. Phys.* **36**, 553 (1978).
  - [22] P. J. Bruna and F. Grein, *J. Phys. Chem. A* **103**, 3294 (1999).
  - [23] B. R. Johnson, *J. Comput. Phys.* **13**, 445 (1973).